

160mm

140mm

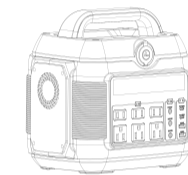
Warranty and Contact Details

Assured to the users that under normal using of the products, there will be no defects that affect the use of the product due to craftsmanship and materials:
 This warranty statement sets out the full and exclusive obligations of the product, and we will not delegate or authorize anyone to assume any other responsibilities related to the products we sell. The product warranty is one year. The warranty period starts from the date of purchasing by the consumer. In order to determine the start date of the warranty, it is necessary to provide the purchasing certificates or other reasonable documents.
 The following conditions are not covered by the warranty:
 1. The appearance of the product is damaged after use;
 2. Non-professional workers are not allowed to disassemble and repair without permission;
 3. Product performance failure due to human reasons.
 4. Damage caused by irresistible factors such as natural disasters, lightning, accidents, etc.

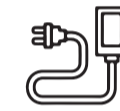
Product parameter

battery capacity	AC Output	Type-C Input/Output	DC Input	DC Output	QC Output	Cigar Lighter
600W/576Wh 160000mAh	100V <input type="checkbox"/> 120V <input type="checkbox"/> 220V <input type="checkbox"/> 230V <input type="checkbox"/>	In/Out1: PD100W Output2: PD27W	5~24.5V/2~5A	12~13V/10A	QC1&2: 18W	12~13V/10A
LED	weight	size	Operating temperature	Charging temperature	Protection System	Warranty
11W	6Kg	258*212*249mm	-10°C~45°C	0°C~45°C	Overcharge protection, etc.	1 year

Packing list



Portable Outdoor Mobile Power Station OPS600

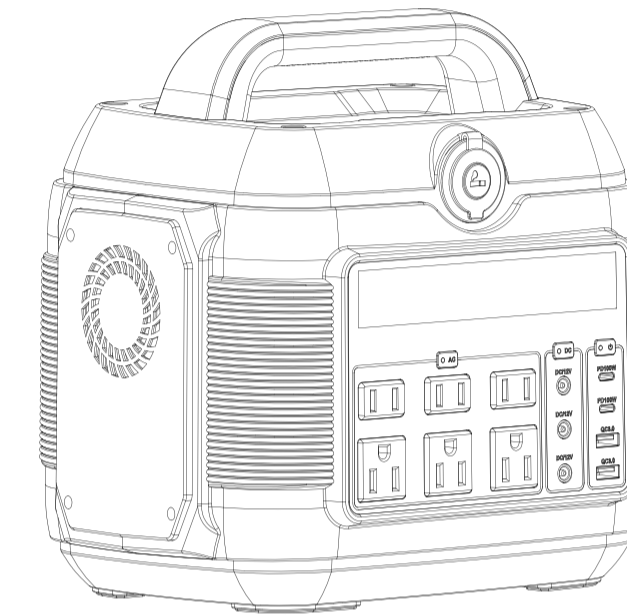


AC power adapter

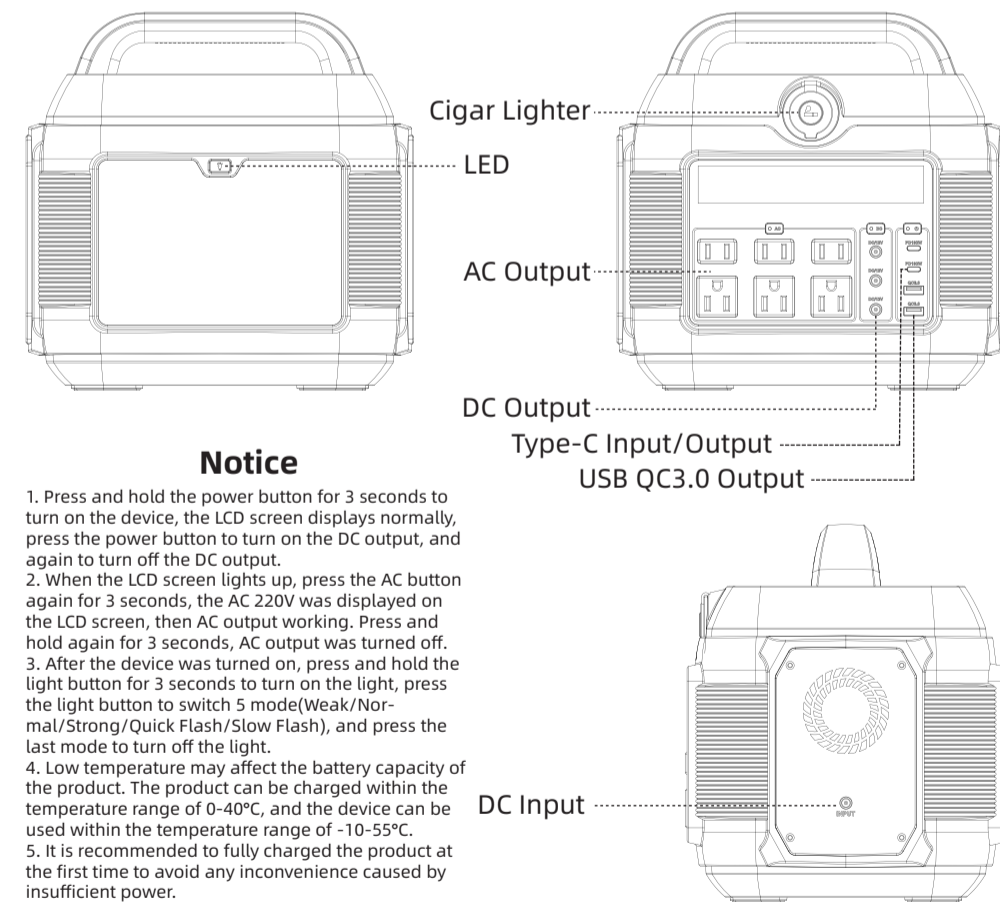


Instruction Manual

Portable Outdoor Power Station OPS600



Instruction Manual



Notice

1. Press and hold the power button for 3 seconds to turn on the device, the LCD screen displays normally, press the power button to turn on the DC output, and again to turn off the DC output.
2. When the LCD screen lights up, press the AC button again for 3 seconds, the AC 220V was displayed on the LCD screen, then AC output working. Press and hold again for 3 seconds, AC output was turned off.
3. After the device was turned on, press and hold the light button for 3 seconds to turn on the light, press the light button to switch 5 mode(Weak/Nor-mal/Strong/Quick Flash/Slow Flash), and press the last mode to turn off the light.
4. Low temperature may affect the battery capacity of the product. The product can be charged within the temperature range of 0-40°C, and the device can be used within the temperature range of -10-55°C.
5. It is recommended to fully charged the product at the first time to avoid any inconvenience caused by insufficient power.

Warnings and Notes

- When using this product, you should always follow the basic precautions, including:
1. Read all instructions before using this product.
 2. In order to reduce risk, when using this product in the vicinity of children, close oversight must be required
 3. If the accessories recommended or sold by non-professional manufacturers, it may lead to the risk of electric shock.
 4. When the product is not in used, please pull the power plug out of the product socket.
 5. It is forbidden to use damaged wires or plugs, or damaged output cables to use the product. There is a risk of electric shock
 6. Please charge the product in a well-ventilated place. Do not restrict the ventilation in any way
 7. Please put the product in a ventilated and dry place to avoid Rain/Water wet, product with water has the risk of electric shock.
 8. Do not expose the product to fire or temperature above 130°C, which may lead to fire, explosion and other safety accidents.
 9. Prohibit to use or placement of products at high temperatures (in direct hot sunlight or in very hot cars), otherwise it maybe caused internal battery overheating, fire or functional failure, life reduction and other risks.
 10. Please charge the product every three months to prevent electricity shortage.

Questions

1. **Can I take this product into the plane?**
 Cannot, because this product built-in lithium battery, according to the International Air Transport Standard Regulation, battery products can't be exceeded 100 Wh.
2. **My Device in the product rated output power range but cannot be used?**
 Product electricity less than 20%, the mobile power station needs to be charged first.
3. **Why do you hear slight noises when you used this product?**
 The product adopts air cooling system, the built-in fan helps the product to dissipate heat better, when using has the slight noise to belong to the normal phenomenon.
4. **Is it normal that the charger gets hot while charging?**
 Charger gets heating is a normal phenomenon when charging, the chargers meets safety standards, you could rest assured to use!